

CREATE YOUR OWN / CREA TU PROPIO

ICE FLOE

TEMPANO
DE HIELO



CUT OUT ITEMS
RECORTA LAS FIGURAS

1.



GLUE INTO THE ICE WORLD
PEGA EN EL MUNDO POLAR

2.

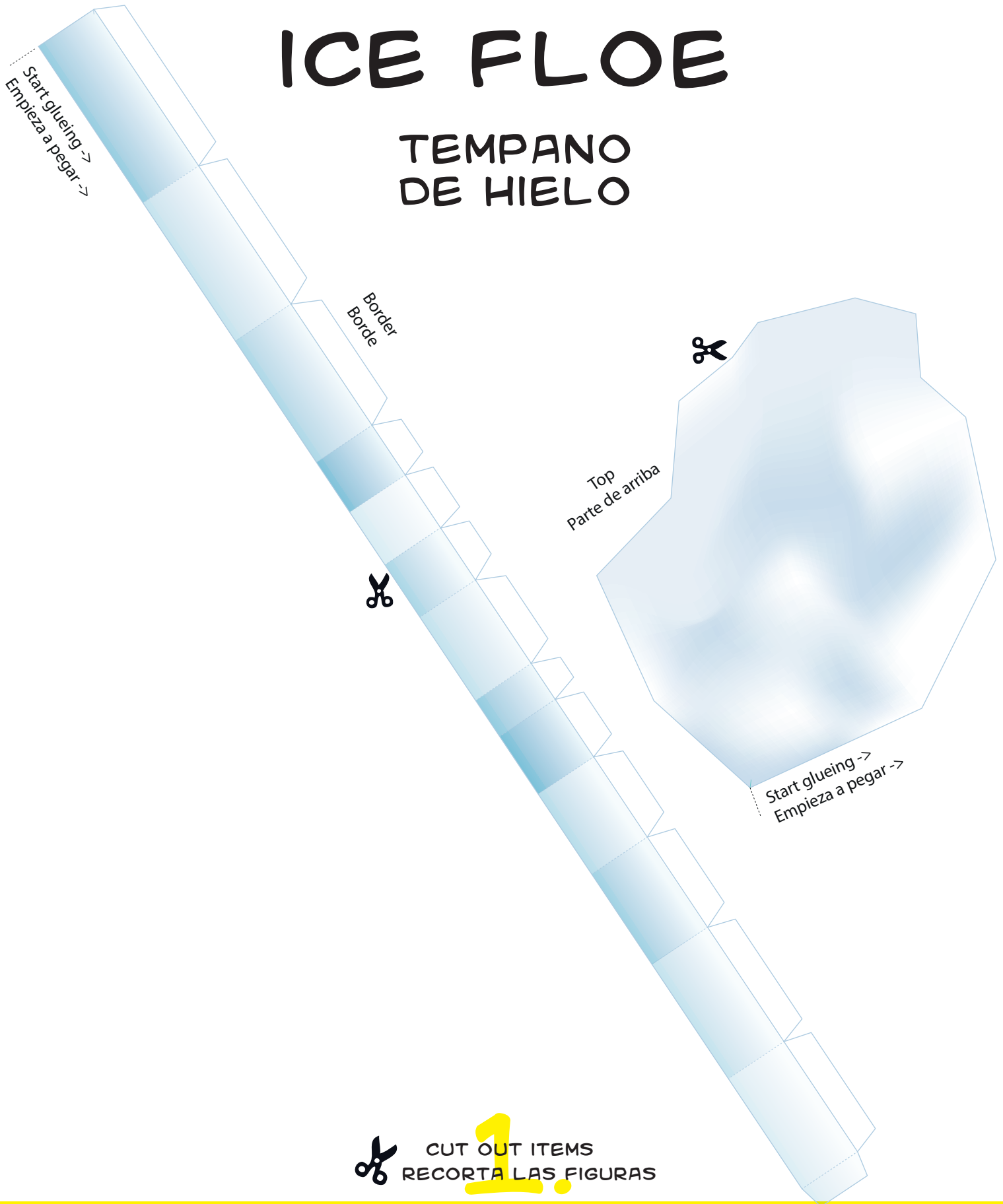
DOWNLOAD MORE PAPERCRAFTS / DESCARGA MÁS PAPERCRAFTS
@ WWW.UHU-PAPERCRAFT.COM

UHU[®]
glues anything, anytime.

CREATE YOUR OWN / CREA TU PROPIO

ICE FLOE

TEMPANO
DE HIELO




 CUT OUT ITEMS
RECORTA LAS FIGURAS


DOWNLOAD MORE PAPERCRAFTS / DESCARGA MÁS PAPERCRAFTS
@ WWW.UHU-PAPERCRAFT.COM

UHU[®]
glues anything, anytime.

INSTRUCTIONS / CREA TU PROPIO




Step 1: Cut out all the items...
Paso 1: Recorta todos las figuras...



Step 2: Fold all items ...
Paso 2: Dobla las figuras...



Step 3: Start glueing the border to the top at the marked position ...
Paso 3: Pega el borde a la parte de arriba por la parte marcada ...



Ready!
Listo!

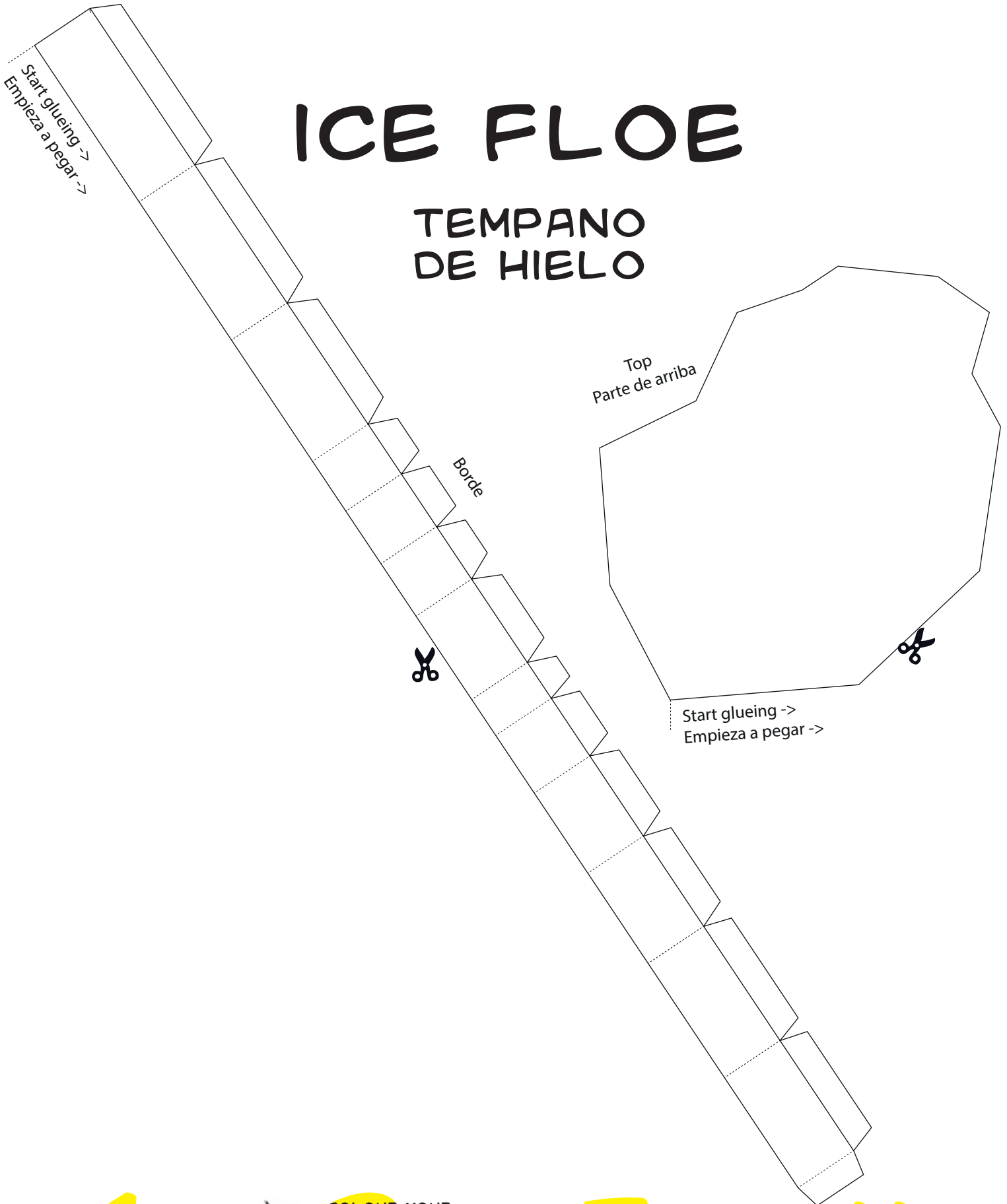
FOLLOW INSTRUCTIONS
SIGUE LAS INSTRUCCIONES

GLUE INTO THE ICE WORLD
PEGA TU MUNDO POLAR

CREATE YOUR OWN / CREA TU PROPIO


ICE FLOE

TEMPANO DE HIELO



 **1.** CUT OUT ITEMS
RECORTA LAS FIGURAS

 **2.** COLOUR YOUR ICE FLOE
COLOREA TU TEMPANO DE HIELO

 **3.** FOLD ITEMS
PLIEGA LOS ARTÍCULOS

 **4.** GLUE INTO THE ICE WORLD
PEGA EN EL MUNDO POLAR

DOWNLOAD MORE PAPERCRAFTS / DESCARGA MÁS PAPERCRAFTS

@ WWW.UHU-PAPERCRAFT.COM

UHU[®]
glues anything, anytime.